

The Doberman Pinscher Club of America Judges Education Committee Guidelines for a hands-on Doberman “Pop-Up”

Table of Contents

Pop-Up History and Goals	2
Hosting a DPCA Pop-Up.....	3
Pop-Up Curriculum	5
The Doberman’s History: Our Standard’s Roots	5
Seven Key Characteristics.....	6
Judging the Doberman:	7
Wrap-Up	8
CEU	8
Feedback	8
Mentor Outline	9
Mentor Suggested Script.....	10
Judging the Doberman	15
Mouth Illustration	19
Seven Key Characteristics of the Ideal Doberman Pinscher	20
Judge and Audience Participation	21
Judge Involvement.....	21
Multi-Judge Involvement	21
Encouraging Participation	21
Feedback Request for DPCA Judges Education Pop-Up	22
Helpful Mentor Links.....	24



Pop-Up History and Goals

Our standard is full of seemingly contradictions: “*Elegant in appearance*, and legs that are “*muscled and sinewy, with heavy bone*” “*a body that is square*” with “*Shoulder Blade- sloping forward and downward at a 45-degree*” and “*the angulation of the hindquarters balances that of the forequarters*”... It can be tempting to prioritize one aspect rather than focus on the holistic and functional structure of the Doberman.

The DPCA Judges Education Committee (JEC) has been concerned about the inconsistent judging of the Doberman Pinscher. Ringside mentoring is a component of learning, but is limited in time, depth, discussion and hands-on opportunity to study the Doberman Pinscher. We wanted to further a student’s access to an in-depth education led by our expert mentors and take a deeper dive into our standard to understand what is important to us: the entire picture of our breed. Our goal is to educate and create a more informed judge.

In that vein, we have spent several months developing Seven Key Characteristics of the DPCA standard to focus aspiring judges and help them understand the functional structure of the breed.

The goal of a DPCA Pop-Up is to underscore the Seven Key Characteristics outlined in this document, and to provide mentoring to budding judges, breeders and fanciers alike. This pop-up will allow students of the breed a succinct yet intense overview of our breed with in-the-flesh representations for students to hone their developing eye.



Hosting a DPCA Pop-Up

The DPCA JEC is excited to offer chapter clubs an opportunity to host a DPCA Pop-Up. Interested members will follow these steps:

1. Chapter club submits a request with a date to Vicki/JEC for pop-up approval.
2. JEC Chairman delegates to a lead DPCA mentor.
 - a. Lead mentor contacts chapter club.
 - b. Lead mentor may select a team of approved mentors to assist.
 - c. Chapter club will contact cluster chair and complete the following:
 - i. Get approval for Pop-Up from the cluster showchair.
 - ii. Determine a venue: ideally the ring used for earlier specialty, or area adjacent suitable to accommodate **participants, presenters and dogs**.
 1. This area must also have enough room for dogs to exhibit moving at the appropriate Doberman speed. Large hallways or outside venues can be used as well.
 - iii. Determine time.
 - iv. Advertising: Pop-Ups will have the most success when it is advertised both prior to the event and at the show site location. Pre-event publicity might include an announcement in the premium list, an announcement in the *DPCA Mentor Musings* online newsletter, *DPCA All Ears* online newsletter, judges online forums, and social media through DPCA chapter clubs and all-breed regional social media groups. In our digital world, it is critical any post about the event has privacy settings set to anyone, and the sharing of information encouraged.



Advertising Timeline	
Premium List	Contact show chairman to be included in the premium list. Deadline for premium list inclusion is approximately four months in advance to publication.
DPCA Mentor Musings	Feb 15, Jun 15, Oct 15
DPCA All Ears	The 25th of each month DPCAAllEars@dPCA.org
DPCA Online Calendar	ASAP, Contact DPCA Webmaster DPCAWebmaster@dPCA.org
Online Judges Group/ Social Media Lists	ASAP
AKC Website	ASAP, AKC Form
Doberman Network	Sept 1, Dec 1, Apr 15
Judges' hospitality letter	Contact show chairman



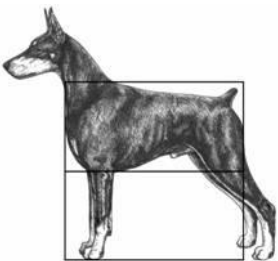


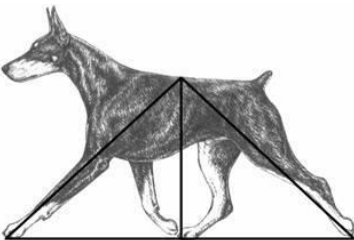
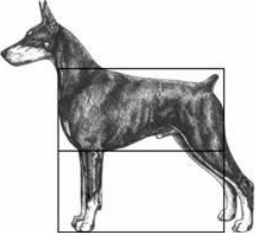


Pop-Up Curriculum

The Doberman's History: Our Standard's Roots

In order to appreciate the complexity of the Doberman standard, it's necessary to understand its foundation is cemented in the Doberman's origin story. Little is known about the German tax collector for whom the breed is named after, but his job required characteristics no other breed independently could meet, thus Herr Dobermann set out to create a dog that could meet the demands of his job. His creation had a tight-fitting coat, with cropped ears and a docked tail; loose skin and floppy ears were a liability; a less than agreeable German citizen could grab those and endanger both canine and Dobermann himself. The dog had to have a full set of teeth- this was an animal required to protect both itself and its handler. A medium sized dog with bone and substance would be a formidable motivation to hesitant tax payers, one that had both the agility and athleticism to navigate the tight confines of Apolda, Germany, while simultaneously substantial enough to be a formidable reinforcer. And lastly, the dog had to possess incredible intuition, courage, and trainability- this was, afterall, the first dog that was specifically designed exclusively to protect its human, not livestock or property, their human- a job no other breed had been created for then nor since.



Seven Key Characteristics

Balance	Bone	Head
<p>Symmetry of all parts of the entire dog. Balanced. Proper angulation.</p> 	<p>Heavy boned with good muscling, yet elegant.</p> 	<p>Resembling a blunt wedge. Chiseled with deep-set, dark almond eyes. 42 correctly placed teeth.</p> 
Movement	Square, Medium-Size	Temperament
<p>Balanced, efficient movement with reach and drive. Holds the same outline as standing.</p> 	<p>Compactly built, muscular and powerful, for great endurance and speed.</p> 	<p>Noble. Fearless. Alert. Loyal. Obedient. Watchful. Energetic. Determined.</p> 
<h3>Topline</h3>		
<p>One-piece level topline. Slightly rounded, yet well filled out croup. Tail is a continuation of the topline.</p> 		



Judging the Doberman:

Mentors explain how the Doberman is judged, emphasizing the [Seven Key Characteristics](#), and should include the following basic information:

1. Exam including initial impression, correct approach, and individual examination.
 - a. For a thorough articulation of that procedure which emphasizes the Seven Key Characteristics, see [here](#) and a video representation of a correct examination see [here](#).
2. Correct mouth examination- emphasizing that three DQs occur in the mouth
 - a. Include demonstration of mouth (front, side occlusion, open)
 - b. [Article on mouth](#)
 - c. [Diagram of correct teeth placement](#)
3. Assessment of movement- including down and back and go-around
 - a. [Article on movement](#)



Wrap-Up

CEU

Student judges will receive 1 CEU under the AKC Tutoring Form for completing the session. The mentors will need to sign their papers if they feel as though the aspiring judge has an understanding of the standard and the session.

Feedback

Since the DPCA Pop-Up is a new way to present, it is critical that the lead mentors collect [feedback forms](#) from a variety of attendees including:

1. Aspiring judges
2. Other attendees
3. Other participating mentors

Lead mentors will return feedback forms to the JEC.



Mentor Outline

1. **Find Doberman representations** of the available entrants at the show that fulfill one of each of the Seven Key Characteristics. While one dog may possess many qualities, it is important to have a variety of specimens so students can observe many strengths throughout the variation within our breed. Please advise dog participants that they should be present with a show leash and collar, bait, and anything else necessary to keep their dogs comfortable during the hour presentation.

Characteristic	Name of Dog/Handler/Owner Representative
Balance	
Bone	
Head	
Movement	
Square/Medium Size	
Temperament	
Topline	

Outline of presentation continued:

2. Welcome your students, and explain.
 - a. Goal of Pop-Up
 - b. Doberman's History: Our Standard's Roots
3. Focus and presentation of the Seven Key Characteristics with dog presentations.
 - a. Offer/distribute to judges the authorized [Seven Key Characteristics hand out](#).
4. Judging the Doberman.
5. Closure



Mentor Suggested Script

Item	Suggested Script/Action
<p>Welcome Goals</p>	<p>Suggested Script: <i>Thank you for joining us for a DPCA JEC Pop-Up presentation of the Doberman Pinscher Standard. Our goal today is to provide a mentored approach to a holistic evaluation of the standard as applied to dogs, and to help train your eye for our wonderful breed. Those of you looking for credit to apply towards your license, will have XXXX at the end of the day.</i></p>
<p>Our Standard's Roots</p>	<p>Suggested Script: <i>Named for the German tax collector who initiated the beginnings of a dog who was designed to protect its human, it's critical to understand the intention of the Doberman's conformation as it was designed to fit a very specific brief: a working animal who would need to accompany and protect its handler in a dangerous job. To that extent, it is important to understand the Doberman's roots in order to appreciate it as a modern-day feat of design and engineering.</i></p>
<p>The Seven Key Characteristics</p>	
<p>The Seven Key Characteristics</p>	<p>Based on the mentors' feedback from the 2023 Mentor Meeting, we've developed a powerful new teaching tool: The Seven Key Characteristics of the Ideal Doberman Pinscher.</p> <p>This guide is designed to provide a clear, consistent foundation for our mentors as they educate and shape the next generation of judges. By focusing on these core characteristics, we ensure that every judge learns to recognize and reward the true essence of our breed.</p>
<p>Balance Symmetry of all parts of the entire dog. Balanced. Proper angulation.</p>	<p>Suggested Script: There must be a balance of bone density, substance and body size in relation to the height. The heavy bone, Doberman temperament and elegant appearance create a generally imposing presence. The Doberman is square, substantial and balanced. His head is in balance with his neck and body. His front is in balance with his rear. If any part of a Doberman is not in harmony with the rest of the dog, it is a deviation.</p>



Item	Suggested Script/Action
	<p>TO DO: Highlight points of measurement on a dog and the multiple areas of proportional balance: between height and length, wither to elbow, elbow to ground, head to neck, muzzle to back skull, front to rear.</p>
<p>Bone: Heavy boned with good muscling, yet elegant.</p>	<p>Suggested Script: Heavy boned and athletic, Dobermans are able to generate the power to excel at their working functions. Remember that these dogs had to not only be formidable in appearance, they also needed the strength to execute their job. The standard calls for heavy bone, and it is to be expected that bone continues throughout the dog's conformation, but note the Doberman is never coarse as a result of that bone. Elegance is also expected to be seen in the breed where the power, and athleticism is coupled with seamless balance.</p> <p>TO DO: Highlight the duality of heavy-boned, well muscled animals who are elegant in appearance.</p>
<p>Head: Resembling a blunt wedge in both frontal and profile views. Chiseled with deep-set, dark almond eyes. 42 correctly placed teeth.</p>	<p>Suggested Script: The Doberman's head is essential to breed type. The shape of the head is a blunt wedge that should be apparent when viewed from the front or from the side. When approaching the Doberman head on, two flat planes fitting flush with the sides of the head should be visible. The head widens from the nose to the ears in a nearly straight line.</p> <p>Eyes are almond shaped and dark — the darker, the better. As a protection dog, the Doberman should have eyes that convey alertness, determination, watchfulness and unmistakable fearlessness.</p> <p>From his inception, the Doberman has been cropped, and thus our standard says, "Ears are normally cropped and carried erect." In this instance, "Normally cropped" means cropped in a</p>



Item	Suggested Script/Action
	<p>normal manner; it does not mean “usually cropped.” A cropped ear is an essential breed characteristic and cropped ears impart an appearance of alertness, determination, and watchfulness, and they aid in multi-directional hearing. In our standard, we do not describe an uncropped ear because this is a cropped breed. Dobermans with uncropped ears deviate from the standard twice — first by not having cropped ears, as required by the standard, and second by not having an erect ear carriage.</p> <p>The Doberman is expected to have a full complement of teeth: 42 in total, correctly placed. Teeth should come together in a scissors bite.</p> <p>TO DO: Demonstrate correct mouth exam, and correct occlusion.</p>
<p>Movement</p> <p>Balanced, efficient movement with reach and drive. Holds the same outline as standing.</p>	<p>Suggested Script: The standing dog’s structure must be confirmed when the dog is moving. The most efficient gait is one in which the dog moves in a straight line while using the fewest steps and keeping the feet close to the ground. Using the fewest steps for a given distance requires the longest natural stride. When moving at a fast trot, a properly built dog will single track. The head carriage is slightly forward, the neck blends smoothly into the shoulders, the topline from withers to croup is almost level, and the tailset is carried slightly above the horizontal.</p> <p>TO DO: Highlight dogs with strong reach and drive with no wasted energy, dogs who single track.</p>
<p>Square- Medium Sized</p> <p>Compactly built, muscular and powerful, for great endurance and speed.</p>	<p>Suggested Script: The standard requires Dobermans to be of medium size allowing for greater endurance and agility than larger dogs. While Dobermans are considered a large breed, they are medium compared to the giant breeds that pepper the Working Group. The height measured vertically from the ground to the highest point of the withers, equaling the length measured</p>



Item	Suggested Script/Action
	<p>horizontally from the forechest to the rear projection of the upper thigh.</p> <p>TO DO: The leg measured from the elbow to the ground is equal to the depth of the body. The body of the Doberman with these measurements will be square.</p>
<p>Temperament</p> <p>Noble. Fearless. Alert. Loyal. Obedient. Watchful. Energetic. Determined.</p>	<p>Suggested Script: Long before Dobermann's pinschers became coveted for their looks, it was the temperament that separated his dogs from others. Here was a dog designed to protect its handler: fearless, alert, loyal, watchful, energetic, noble and obedient. It is no wonder these adjectives outline the temperament we expect of our modern Dobermans. While the Doberman's career of tax collecting has largely concluded, the dogs of today are a discerning companion who has no trouble accurately distinguishing between friend and foe. There should be no compromise about temperament; it must be excellent. Temperament is a combination of a positive attitude, courage, intelligence, loyalty and alertness. When given a task, a Doberman should have the confidence and drive to ignore all distractions. If his attention is required briefly elsewhere, he responds and then returns to the task at hand. Dobermans are watchful. As the judge approaches, he may flick an ear or turn his head, but he is simply being aware of his surroundings. Loyalty and obedience should be reflected in the dog's response to his handler.</p> <p>Since temperament is fundamental to the Doberman's reason for being, we must always be alert to undesirable temperament traits, and poor behavior must never be rewarded.</p> <p>TO DO: One way to highlight a dog's ability to own the ground he stands on, and his temperament, is a freestack. Observing the dog's ability to intensely watch its handler, but making note of a circling judge, underscores several of the adjectives</p>



Item	Suggested Script/Action
	describing temperament in our standard.
<p>Topline One-piece level topline, with a slightly rounded, yet well filled-out croup. Tail is a continuation of the topline.</p>	<p>Suggested Script: The topline includes the withers, back, loin and croup, with the withers marking the highest point of the topline. Efficiency of gait demands an almost level, straight back and a well-muscled loin. A short, strong back and muscular loin are necessary for the proper transfer of power from the hindquarters to the forequarters and for the flexibility and agility that enables the Doberman to do his work. Correct Doberman tail carriage is only slightly above the horizontal. When the dog is alert the tail carriage is between 3 o'clock and 2 o'clock . The depth of the brisket, length and shape of the ribcage, and shortness of the loin and tuck-up all contribute to a correct underline and the desired appearance of power and endurance.</p> <p>TO DO: Highlight dogs with correct toplines and tailsets.</p>



Judging the Doberman

Mentors should read this judging description to familiarize themselves with judging the Doberman prior to presentation of the pop-up.

The standard stresses the Doberman's unique combination of physical traits that reinforces the truism "form follows function." The standard calls for a square dog, medium size, compact and muscular. He appears larger than he is because of his heavy bone and substance. His square physique and smooth, hard, muscular body create the agility, speed, endurance and strength that characterize the Doberman in action and allow him to perform his work. From the arch of his neck to the tip of his tail, poured into his skin, the sleek, powerful Doberman should be the picture of an athlete.

A very important aspect of the Doberman is his elegance in his noble bearing, he has an acute awareness of his environment. He owns the ground he stands on, purposeful, strong willed and determined. Temperament is paramount in our breed. Without good temperament you do not have a Doberman, it is essential for breed type.

When judging, the first impression of the class should be from the center of the ring at about 15 feet away, getting your impression of the class from their profile.

Which dogs in the class are:

- Medium sized, one piece, smooth
- Proper angulation, balanced, the brisket to the elbow
- Square
- Is anything overdone or unbalanced (stands out)?
- Neck is a good length with a well-defined crest
- Is the tail set properly, (this is better told when the dog is moving)?
- Is the topline almost level?
- Are the markings clearly defined and a deep rust color?

From the first observation now is the time to move the class around for your first opinion of their movement. The Doberman moves just as they stand, they should not lose their outline. They are athletes, and they should appear to be able to run all day. Nothing is exaggerated or looks as though it takes effort. The head carriage is slightly forward, the neck blends into the shoulder, the tail set is carried slightly above horizontal. The front feet should hit the ground in line with the nose. The rear reach should equal that of the front reach. Over-reaching or short-stepping should be penalized to the extent of the deviation to the standard.



Now we begin the examination of the individual dogs. Always approach the front from a slight angle, once your hand touches the dog, do not leave the dog until the examination is finished. Approach them with confidence, if you are unsure or approach them in an awkward manner, it will make them suspicious. It is fine to greet the dog or the exhibitor upon approach, but that is all the conversation should entail; too much conversation or talking over top of the back will make them leery and they will turn to follow your conversation.

As you look at them from the front, you will evaluate:

- Their broad chest, filled deep to elbow will create a front oval in shape. The long shoulder blades fit smoothly along the ribcage, and their elbows are close and deep to the brisket.
- Appropriate rust color markings
- Heavy bone
- Feet that are well arched, compact and catlike. They turn neither in nor out

Examine the head:

Hold the Doberman under the jaw as you examine the head. The jaw should be noticeable; you should be able to feel a good amount of muzzle as the Doberman has heavy bone and the strong jaw is needed for his work. You should feel and see the underjaw, also you should be able to see if the planes of the head are parallel.

- Long, dry, blunt wedge shape from the front and side
- Eyes dark with an almond shape
- Ears cropped and carried erect on a level with the top of the skull
- Top of the skull is flat
- Cheeks are flat
- Lips lying close to the jaw. Dry Then examine the teeth: (you do not need to put your face down next to the dog's mouth.) Doberman exhibitors are trained at showing their dogs' teeth. They will show you the front first (six incisors upper and lower), then each side (four premolars upper and lower), then open the mouth for you to see the very last molars (two upper and three lower). There are three disqualifications in the mouth. The teeth should be large, correctly placed and good occlusion is a plus. Extra teeth do not make up for missing teeth, please learn how to understand the 42 correctly placed teeth.



As you continue your examination, your hand should never leave the dog,
You can run your hand down to the shoulder:

- Does the top of the withers create a direct line to the bottom of the front leg? The elbows fit close to the body?
- Is there space between the rib cage and the elbow?
- Is the dog barrel chested or slight?
- Does the neck flow smoothly into the shoulder, with a nice crest? Not ewe necked, short in neck, or stove pipe neck
- Is the dog well laid back? 45-degree layback and 90-degree angle, length of the shoulder blade/upper arm is equal
- Does the brisket meet at the elbow?
- Is heavy bone present through this entire Doberman

From there run your hand down the back:

- Is the dog smooth and poured into their skin, muscular?
- Is the back line solid with a short loin?
- Is the croup slightly sloping?
- Is the tail slightly above horizontal?

From the rear, feel the testicles and rear muscling and from there you can move away from the dog.

- Does he have a good second thigh?
- Is he over angulated, stretching well past the rear of the dog?
- Is he well-muscled?
- Short hocks that turn neither in nor out
- Width of hip in proportion to body, breadth of hips being approximately equal to breadth of body at rib cage and shoulders.

Although this seems like a lot of detail, the exam should be very quick: prolonged, repeated or heavy-handed exams are unwarranted as there is no hair to hide anything on a Doberman, and such indecisive techniques can make the dog suspicious of you.

Now for the movement examination:

Down and back-A well-built dog will single track at a fast trot. Convergence is an element of balance and energy conservation. Observe where the feet fall when the dog is coming and going. If the front feet are hardly visible when moving away and the rear feet are obstructed when moving towards you, then they are moving in a straight line. You should not see the elbows bouncing away from the chest, nor the flipping of pasterns. The hocks should remain stable through the entire movement process.



Go-Around-The head carriage is slightly forward, the neck blends into the back, the back remains level and the tail is carried slightly above horizontal. We discussed the movement in the "first glance" at the beginning of this article.

Temperament:

THERE IS NO COMPROMISE ON TEMPERAMENT.

- Positive Attitude
- Courage
- Intelligence
- Alertness
- Owns the ground he stands on

Now for the final decision. A Doberman, as we have mentioned, "Owns the ground it stands on". For Winners classes and Best of Breed, the best way to see this final determination is to bring dogs into the center of the ring (a couple at a time, dogs and bitches at the same time are fine) and allow them to stand on their own. The exhibitors are waiting for this and appreciate the opportunity.

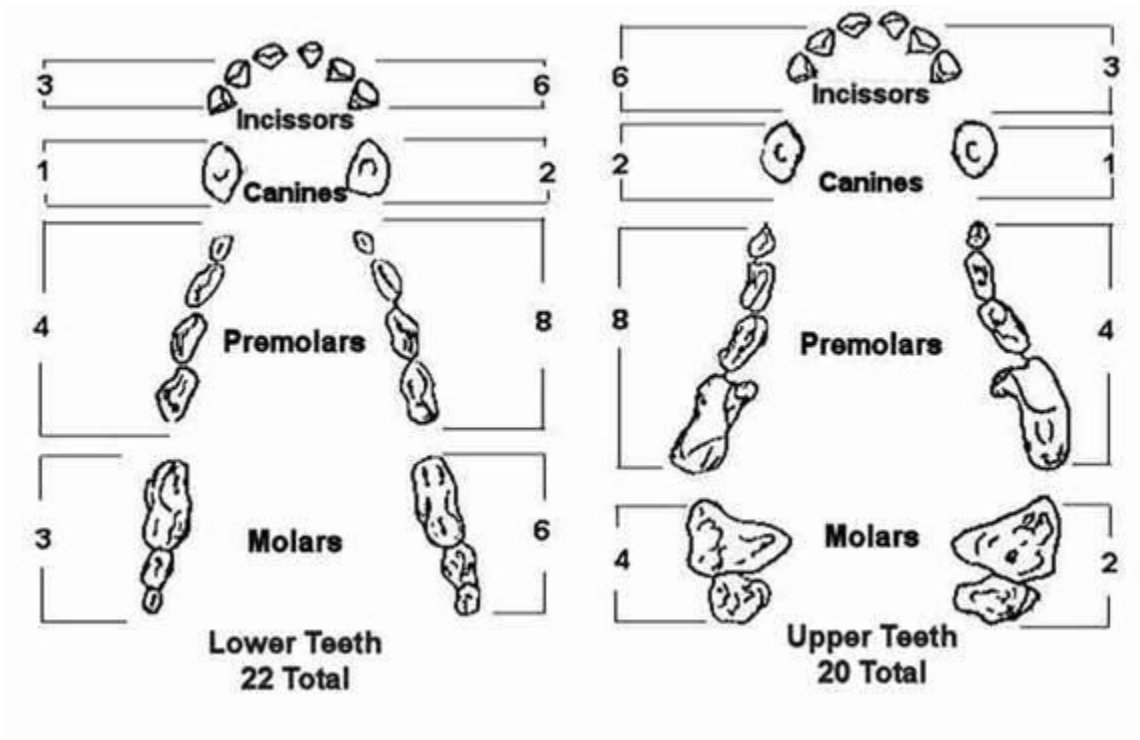
- The dog comes to the center of the ring.
- The handler **SHOULD NOT TOUCH THEIR DOG**
- Walk from dog to dog; does the dog stand its ground? (the dog may look and follow you, which is acceptable.)
- Does the dog look like an athlete?
- Does it look noble and intelligent?
- Is it standing well on four legs, solid topline, beautiful crest of neck, one piece?

And a final note:

1. Doberman exhibitors are very talented, Dobermans are very well trained. Pick the dog that best fits the standard which may or may not be the showiest.
2. Judge according to the dogs, do not be influenced by the person showing the dogs. An exhibitor may have all of the best dogs and can win every class and on the other end, they may bring you many dogs and should not win just by the fact they have brought so many dogs.
3. Just judge the dogs, we will appreciate your knowledge of our beloved breed.



Mouth Illustration



Correct Mouth



Incorrect Mouths



Seven Key Characteristics of the Ideal Doberman Pinscher

- **Balance**

Symmetry of All Parts of the Entire Dog,
Balanced, Proper Angulation

- **Bone**

Heavy Boned with Good Muscling, yet Elegant

- **Head**

Resembling a Blunt Wedge
Chiseled with Deep-Set, Dark Almond Eyes
42 Correctly Placed Teeth

- **Movement**

Balanced, Efficient Movement with Reach and Drive
Holds the Same Outline as Standing

- **Square, Medium-Size**

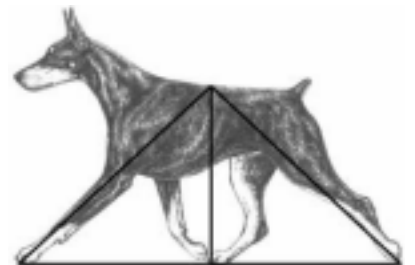
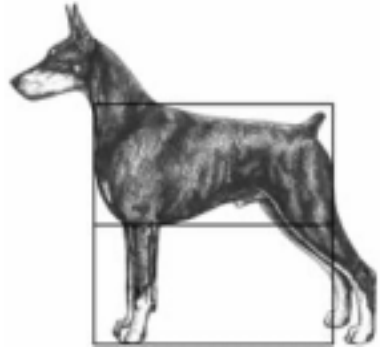
Compactly built, muscular and powerful, for great endurance and speed.

- **Temperament**

Noble. Fearless. Alert. Loyal. Obedient.
Watchful. Energetic. Determined.

- **Topline**

One-Piece, Level Topline
Slightly Rounded, yet Well Filled Out Croup
Tail is a Continuation of the Topline



Doberman Pinscher Club of America - Judges Education Committee - 10/24



Judge and Audience Participation

Judge Involvement

Lead mentors may ask breeder-judges who judged the prior specialty to participate in the Pop-Up. Judges can use exhibits as a way to highlight the Seven Key Characteristics. Lead mentors can ask judges to select 2-3 (or more) of the Seven Key Characteristics to speak specifically about, using examples from the exhibits they judged prior.

Multi-Judge Involvement

If multiple specialties are offered on the same day, and more than one judge is willing to participate in the Pop-Up, then it is best to divide the Seven Key Characteristics between the two judges. In this way both judges can provide valuable insight without conflicting dogs or assessment.

Encouraging Participation

The goal of the DPCA Pop-Ups is to provide in-the-flesh education to people interested in learning more about our standard, with an emphasis on the Seven Key Characteristics; it is the student who should be the focus of this instruction. Lead Mentors ought to provide multiple opportunities for students to ask questions by incorporating and encouraging questions to come at the end of each presentation of the Seven Key Characteristics and before the wrap up at the end. To help students be comfortable to ask questions, Lead Mentors should encourage student-led discussions rather than judge-led discussions.

Lead Mentors ought to be prepared for passionate discussions led by judges. Reminding judges to give space to our learning students ultimately helps facilitate an environment where students are not intimidated by a judge's vast understanding of our standard.



Feedback Request for DPCA Judges Education Pop-Up

Location:

Date:

Please share your feedback regarding our recent meeting. We appreciate your candid responses.

1. Why did you attend this session?

- a. I am an AKC licensed judge, already approved for Dobermans, and wanted to refresh my breed knowledge.
- b. I am in the process of applying to judge Dobermans and needed to fulfill my educational requirements.
- c. I am not a judge, but have aspirations of judging Dobermans in the future.
- d. I am a breeder, owner, or prospective owner of Dobermans and just wanted to learn more.
- e. Other (please specify)

2. How did you learn about the session?

- a. Through a judges' forum on social media.
- b. Through a DPCA page on social media.
- c. Through word of mouth.
- d. Other (please specify).

3. Overall, did you feel like you came away with insights you did not previously have?

- a. Yes
- b. No

4. If you answered Yes to Question 3, please share with us what insights you came away with, and if it was the instruction, open discussion, visual demonstration with sample dogs, hands-on contact with a dog, or the handout that helped illuminate these insights.



- 5. Thinking about the handout, the “Seven Key Characteristics of the Ideal Doberman”, were there any of the characteristics that you felt were not clear to you by the end of the session? If so, what could we have done to make it clearer?**
- 6. How comfortable did you feel about asking questions in the session?**
- a. Very comfortable
 - b. Somewhat comfortable
 - c. Neither comfortable nor uncomfortable
 - d. Somewhat uncomfortable
 - e. Very uncomfortable
- 7. Please share with us why you selected your response for Question six.**
- 8. Do you have any additional feedback for the DPCA Judges Education Committee or speakers of the session?**



Helpful Mentor Links

1. [Doberman Pinscher Breed Standard](#)
2. [Seven Key Characteristics of the Ideal Doberman Pinscher pdf](#)
3. [How to Judge the Doberman Pinscher Video](#)
4. [Article on mouth](#)
5. [Diagram of correct teeth placement](#)
6. [Article on movement](#)
7. [Survey Monkey Pop-Up Feedback](#)

